

16B Metal hoods/housings

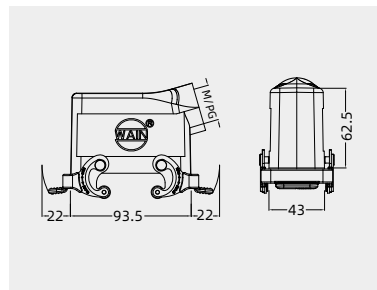
Degree of protection: IP65

Hoods, side entry



Thread	Designation	Order No.
M25	H16B-SE-2L/SC-M25	111 016 541 1003
M32	H16B-SE-2L/SC-M32	111 016 541 1004
PG21	H16B-SE-2L/SC-PG21	111 016 541 1011

Please refer to page 15-02 for choosing proper model of lock.

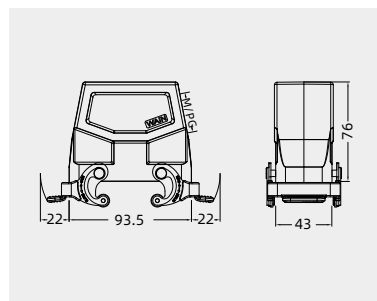


Hoods, side entry, high construction



Thread	Designation	Order No.
M32	W16B-SEH-2L/SC-M32	111 116 541 5001
M40	W16B-SEH-2L/SC-M40	111 116 541 5002
PG21	W16B-SEH-2L/SC-PG21	111 116 541 5003
PG29	W16B-SEH-2L/SC-PG29	111 116 541 5004
	with sleeve	
M32	W16B-SEH-2L/SC-M32 WS	111 116 541 5005
PG21	W16B-SEH-2L/SC-PG21 WS	111 116 541 5011
PG29	W16B-SEH-2L/SC-PG29 WS	111 116 541 5006

Please refer to page 15-02 for choosing proper model of lock.

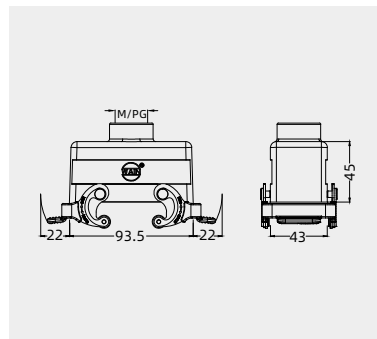


Hoods, top entry



Thread	Designation	Order No.
M25	H16B-TE-2L/SC-M25	111 016 441 1003
M32	H16B-TE-2L/SC-M32	111 016 441 1004
PG21	H16B-TE-2L/SC-PG21	111 016 441 1011

Please refer to page 15-02 for choosing proper model of lock.

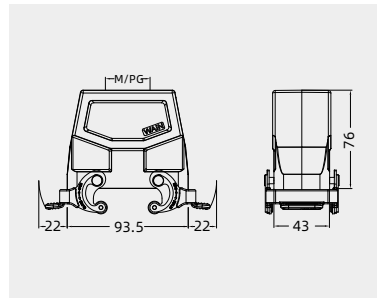


Hoods, top entry, high construction



Thread	Designation	Order No.
M32	W16B-TEH-2L/SC-M32	111 116 441 5001
M40	W16B-TEH-2L/SC-M40	111 116 441 5002
PG21	W16B-TEH-2L/SC-PG21	111 116 441 5003
PG29	W16B-TEH-2L/SC-PG29	111 116 441 5004
	with sleeve	
M32	W16B-TEH-2L/SC-M32 WS	111 116 441 5009
PG21	W16B-TEH-2L/SC-PG21 WS	111 116 441 5011
PG29	W16B-TEH-2L/SC-PG29 WS	111 116 441 5012

Please refer to page 15-02 for choosing proper model of lock.



Bulkhead mounted housings



Thread	Designation	Order No.
---	H16B-BK-4B	111 016 330 1001
	with plastic cover	
---	H16B-BK-4B-CV	111 016 370 1001
	with metal cover	
---	H16B-BK-4B-MCV	111 016 370 1101

